



AP275-705 Combination Strobe Light and Alarm Horn for Safety Stations, with Weatherproof Remote Sensing Flow Switch Assembly

Application: Combination strobe light and alarm horn unit for safety stations. Strobe light activates and alarm horn sounds loudly when eyewash or shower is activated. Ideal for use in high traffic industrial applications, large spaces, areas with high ambient light and areas with high noise levels. Furnished with additional contacts for connection to remote monitoring system.

Installation: Unit is designed for use with combination safety stations, and can be mounted on either the vertical pipe of the station or on a wall adjacent to the unit. 120 volt, 0.28 amp electrical supply is required.

Visual Signal: Weatherproof amber strobe light with shatter-resistant lens. Peak candle power of 1,400,000 and flash rate of 65 FPM.

Audible Signal: Weatherproof horn delivers distinctive, urgent signal. Volume is preset at 100 db at 10 feet. An adjustment screw on the front of horn allows adjustment of output sound level.

Flow Switch: 1-1/4" IPS double pole, double throw waterproof flow switch for installation in water supply line to emergency unit. Switch senses flow of water when either the eyewash or shower is activated. Additional contacts send electrical signal to remote monitoring location. Flow switch must be installed with tee fitting in horizontal position, flow switch body in vertical position and at least 6" from closest fitting. Direction of flow is marked on switch body.

Mounting: Furnished complete with bracket for mounting on vertical pipe or wall, junction box and 5 foot flexible, NEMA 4X cord and receptacle. Electrical connection by others.


Quality Assurance: Unit is fully assembled, wired and factory tested prior to shipment.

Available Options

SW Silencing switch for alarm horn.

Additional Model

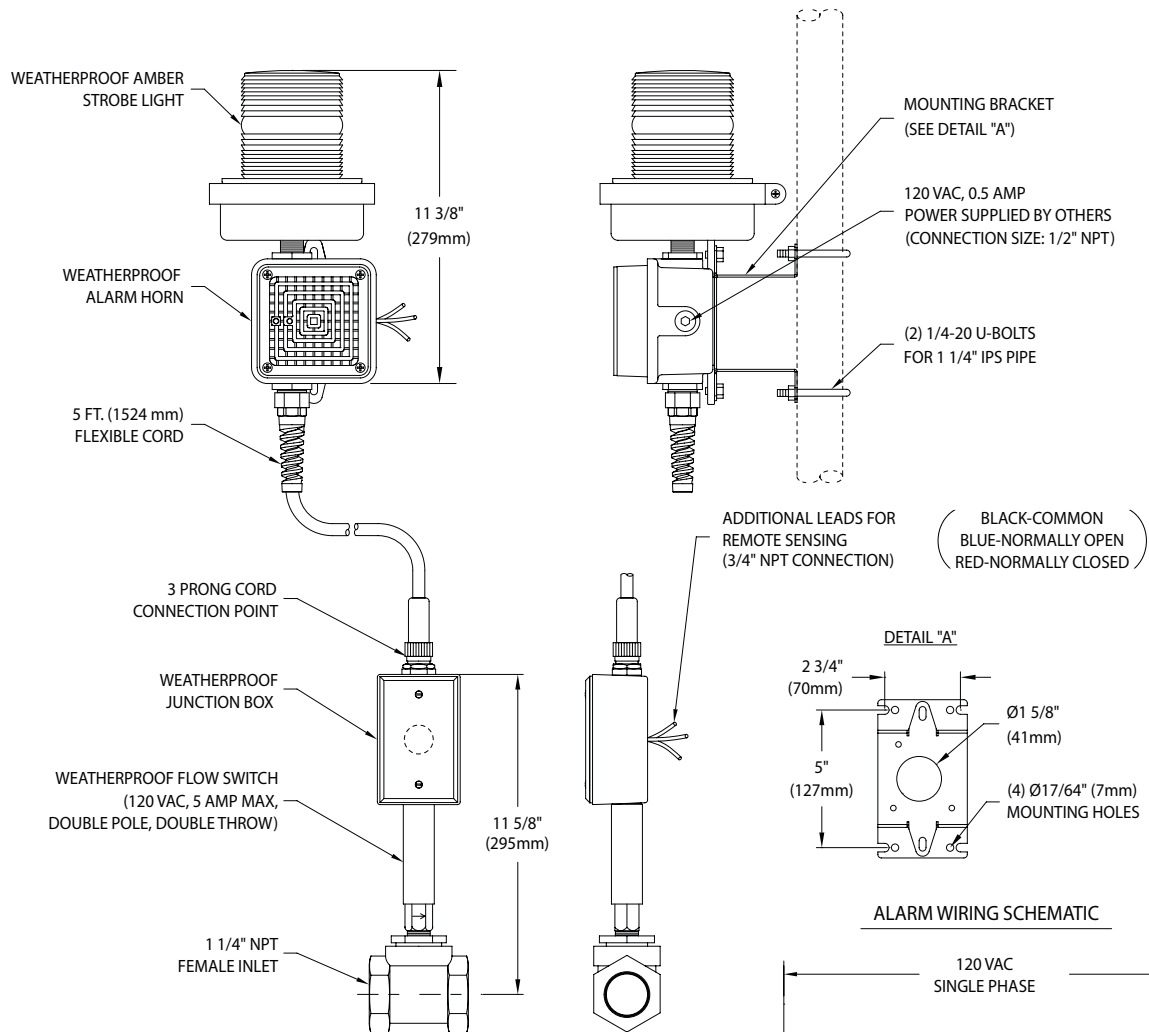
AP275-700 Same as above except with single pole, double throw flow switch for activating local alarm only.



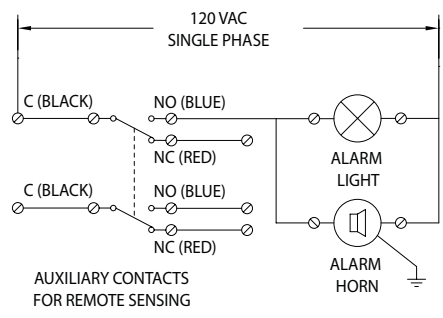
Distributed by:
Safety Emporium
PO Box 1003
Blackwood, NJ 08012
Ph: (866) 326-5412 toll-free
Fax: (856) 553-6154
esupport@safetyemporium.com
www.safetyemporium.com



AP275-705 Combination Strobe Light and Alarm Horn for Safety Stations, with Weatherproof Remote Sensing Flow Switch Assembly



ALARM WIRING SCHEMATIC



NOTES:

1. FLOW SWITCH IS DESIGNED TO ACTIVATE AT 1.45 GPM AND DEACTIVATE AT 1.20 GPM.
2. FLOW SWITCH MUST BE INSTALLED VERTICALLY IN A HORIZONTAL PIPE RUN, UPSTREAM OF UNIT AND AT LEAST 6" FROM FITTING
3. SOUND OUTPUT ON HORN IS ADJUSTABLE FROM 0 TO 100 dB AT 10 FT.

THIS SPACE FOR ARCHITECT/ENGINEER APPROVAL

Due to continuing product improvement, the information contained in this document is subject to change without notice. All dimensions are ± 1/4" (6mm). rev. 010920

Distributed by:
Safety Emporium
 PO Box 1003
 Blackwood, NJ 08012
 Ph: (866) 326-5412 toll-free
 Fax: (856) 553-6154
 esupport@safetyemporium.com
 www.safetyemporium.com