
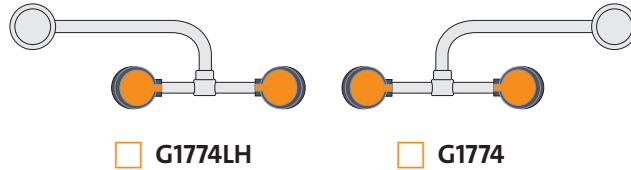




- G1774** Eye/Face Wash, Deck Mounted Auto-Flow™ 90° Swivel, Right Hand Mounting
- G1774LH** Eye/Face Wash, Deck Mounted Auto-Flow™ 90° Swivel, Left Hand Mounting



Application: AutoFlow™ eye/face wash for mounting on counter next to sink. Swinging the spray head assembly 90 degrees horizontally out over sink activates the water flow. The unit remains in operation until the spray head assembly is swung back into the storage position, closing the valve.

Spray Head Assembly: Two FS-Plus™ spray heads. Each head has a “flip top” dust cover, internal flow control and filter to remove impurities from the water flow.

Valve: 1/2" IPS plug-type valve with PTFE coated O-ring seals. Swinging head assembly from storage to operational position opens orifice and activates water flow. Unit remains in operation until head assembly is returned to storage position.

Strainer: Unit is furnished with in-line strainer to protect valve and spray heads from debris in water line.

Mounting: Unit may be mounted on right side (G1774) or left side (G1774LH) of sink. Furnished with mounting shank, positioning lugs, locknut and washer for securing unit to counter.

Construction: Polished chrome plated brass.

Supply: 1/2" NPT female inlet.

Sign: ANSI-compliant identification sign.

Quality Assurance: Unit is completely assembled and water tested prior to shipment.

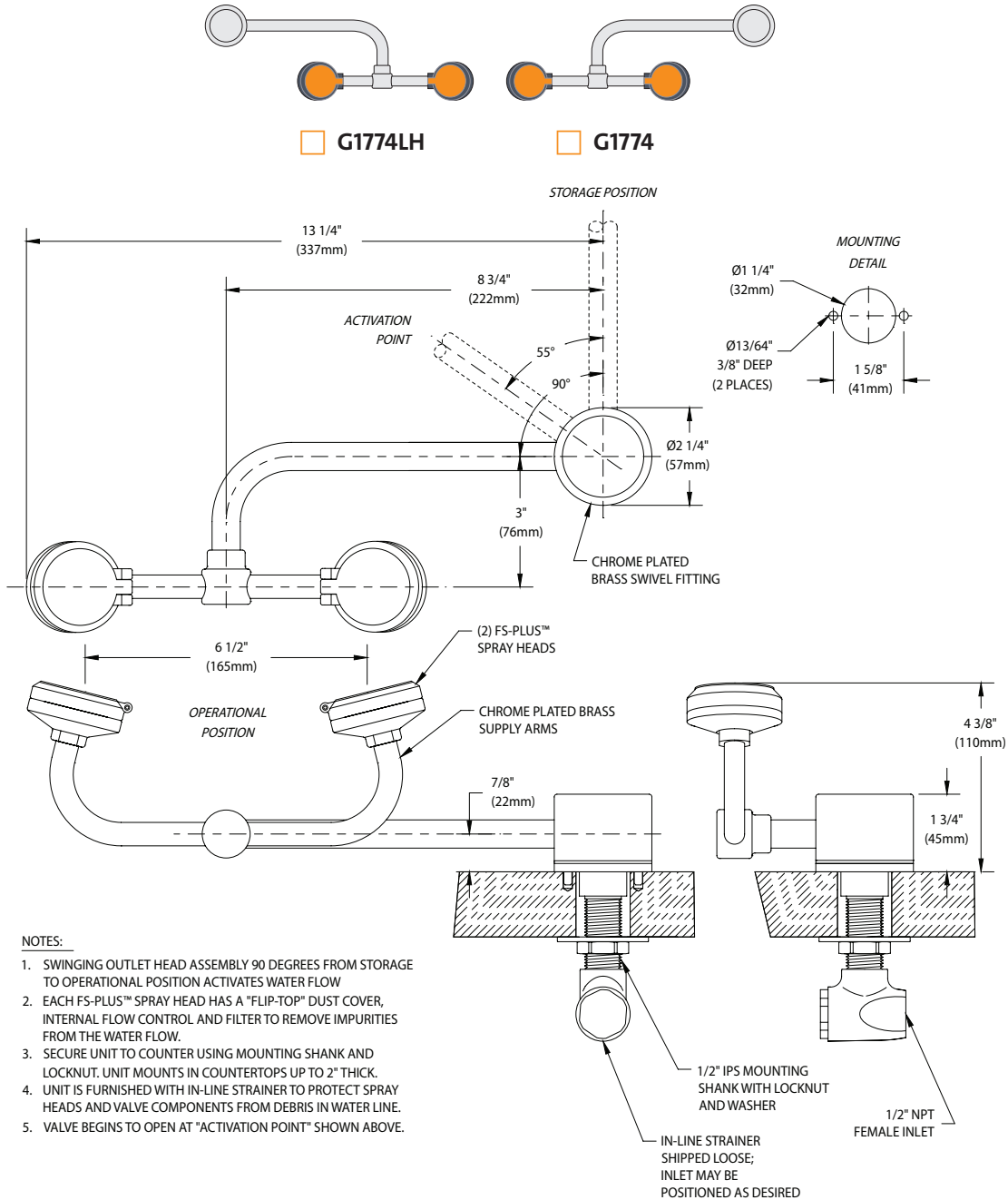
Available Options

- G6020** Thermostatic mixing valve precisely blends hot and cold water to deliver tepid water as required by ANSI Z358.1-2014. Refer to “Tempering Valves” section for complete technical and product selection information.

Distributed by:
Safety Emporium
PO Box 1003
Blackwood, NJ 08012
Ph: (866) 326-5412 toll-free
Fax: (856) 553-6154
esupport@safetyemporium.com
www.safetyemporium.com



- **G1774** Eye/Face Wash, Deck Mounted Auto-Flow™ 90° Swivel, Right Hand Mounting
- **G1774LH** Eye/Face Wash, Deck Mounted Auto-Flow™ 90° Swivel, Left Hand Mounting



NOTES:

1. SWINGING OUTLET HEAD ASSEMBLY 90 DEGREES FROM STORAGE TO OPERATIONAL POSITION ACTIVATES WATER FLOW
2. EACH FS-PLUS™ SPRAY HEAD HAS A "FLIP-TOP" DUST COVER, INTERNAL FLOW CONTROL AND FILTER TO REMOVE IMPURITIES FROM THE WATER FLOW.
3. SECURE UNIT TO COUNTER USING MOUNTING SHANK AND LOCKNUT. UNIT MOUNTS IN COUNTERTOPS UP TO 2" THICK.
4. UNIT IS FURNISHED WITH IN-LINE STRAINER TO PROTECT SPRAY HEADS AND VALVE COMPONENTS FROM DEBRIS IN WATER LINE.
5. VALVE BEGINS TO OPEN AT "ACTIVATION POINT" SHOWN ABOVE.

THIS SPACE FOR ARCHITECT/ENGINEER APPROVAL

Due to continuing product improvement, the information contained in this document is subject to change without notice. All dimensions are ± 1/4" (6mm). rev. 081018

Distributed by:
Safety Emporium
 PO Box 1003
 Blackwood, NJ 08012
 Ph: (866) 326-5412 toll-free
 Fax: (856) 553-6154
 esupport@safetyemporium.com
 www.safetyemporium.com

Sign Included

