



□ **G1814BC** Eyewash, Wall Mounted, Stainless Steel Bowl and Cover



Distributed by:
Safety Emporium
PO Box 1003
Blackwood, NJ 08012
Ph: (866) 326-5412 toll-free
Fax: (856) 553-6154
esupport@safetyemporium.com
www.safetyemporium.com

Application: Eyewash for wall mounting. Unit has stainless steel cover to protect bowl from dust, dirt and other contaminants. Two GS-Plus™ spray-type outlet heads deliver a flood of water for rinsing eyes.

Spray Head Assembly: Two GS-Plus™ spray heads. Each head has an internal flow control and filter to remove impurities from the water flow.

Valve: 1/2" IPS chrome plated brass stay-open ball valve. Valve is US-made with chrome plated brass ball and PTFE seals.

Bowl: 11-1/2" diameter stainless steel with bowl cover. Cover is raised automatically when flag handle is activated. Cover closes when handle is returned to closed position.

Mounting: Heavy duty cast aluminum wall bracket with corrosion resistant powder coated finish.

Supply: 1/2" NPT female inlet.

Waste: 1-1/4" NPT female outlet.

Sign: ANSI-compliant identification sign.

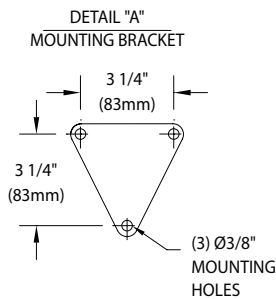
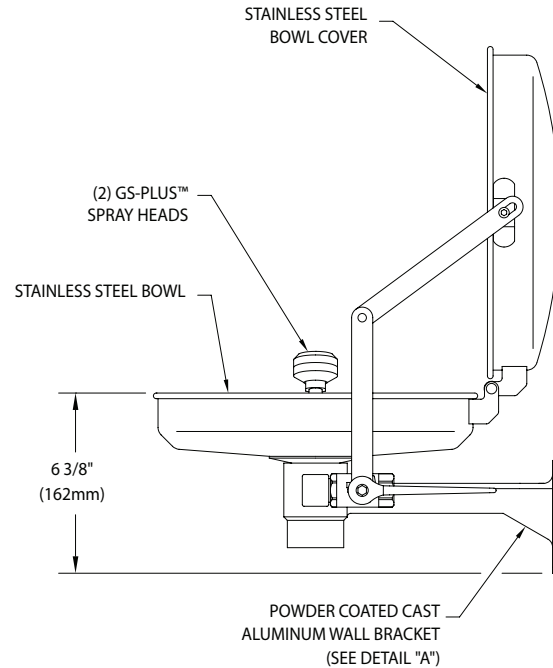
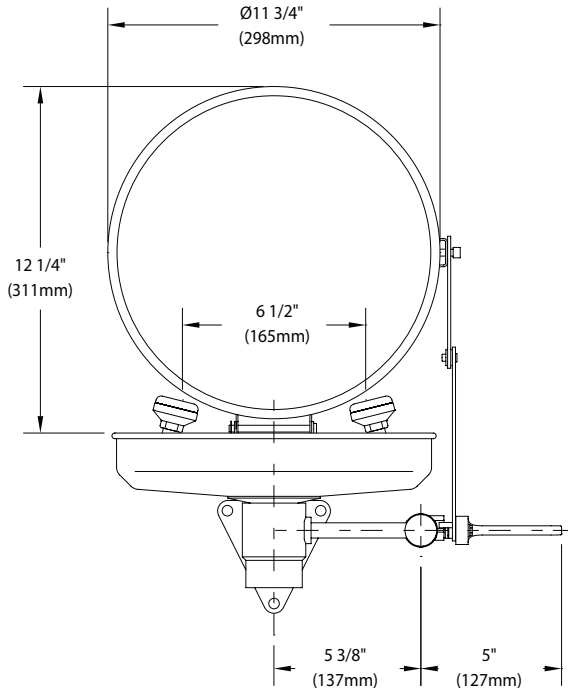
Quality Assurance: Unit is completely assembled and water tested prior to shipment.

Available Options

- **HS** Auxiliary hand-held drench hose for rinsing eyes, face or body.
- **T** Chrome plated brass tailpiece and trap with 1-1/2" IPS waste connection.
- **TP** 1-1/2" OD chrome plated brass tailpiece.
- **G6020** Thermostatic mixing valve precisely blends hot and cold water to deliver tepid water as required by ANSI Z358.1-2014. Refer to "Tempering Valves" section for complete technical and product selection information.

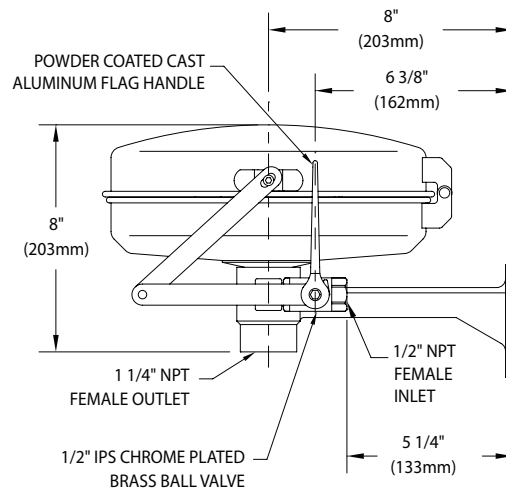


□ G1814BC Eyewash, Wall Mounted, Stainless Steel Bowl and Cover



NOTES:

1. EACH GS-PLUS™ SPRAY HEAD HAS A "FLIP-TOP" DUST COVER, INTERNAL FLOW CONTROL AND FILTER TO REMOVE IMPURITIES FROM THE WATER FLOW.
2. UNIT SHOULD BE INSTALLED SUCH THAT WATER FLOW PATTERN IS POSITIONED BETWEEN 33" AND 53" ABOVE FLOOR.



THIS SPACE FOR ARCHITECT/ENGINEER APPROVAL

Due to continuing product improvement, the information contained in this document is subject to change without notice. All dimensions are ± 1/4" (6mm). rev. 1117

Distributed by:
Safety Emporium
 PO Box 1003
 Blackwood, NJ 08012
 Ph: (866) 326-5412 toll-free
 Fax: (856) 553-6154
 esupport@safetyemporium.com
 www.safetyemporium.com

Sign Included

