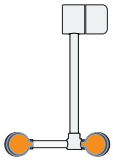
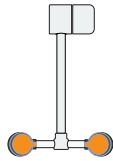




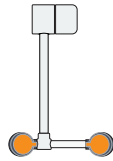
### **G1849** Eyewash, Deck Mounted, AutoFlow™ 90° Swing-Down



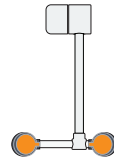
**G1849LH-L**



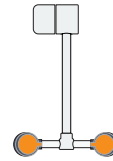
**G1849LH**



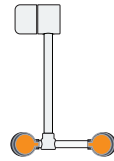
**G1849LH-R**



**G1849L**



**G1849**



**G1849R**



**Application:** AutoFlow™ eyewash for mounting on counter. Spray heads swing down from storage to operational position, activating water flow. Available in a variety of spray head configurations to minimize obstructions at a sink. *Note: If unit is not installed at a sink, floor drain should be provided underneath unit to prevent accumulation of water on floor.*

**Spray Head Assembly:** Two GS-Plus™ spray heads. Each head has a “flip top” dust cover, internal flow control and filter to remove impurities from the water flow.

**Valve:** 1/2" IPS plug-type valve with PTFE coated O-ring seals. Swinging head assembly down from storage to operational position opens orifice and activates water flow. Unit remains in operation until spray head assembly is returned to storage position.

**Strainer:** Unit is furnished with in-line strainer to protect valve and spray heads from debris in water line.

**Mounting:** Valve is installed in chrome plated brass housing. Unit mounts on countertop behind sink. Furnished with mounting hardware for securing unit to counter.

**Construction:** Polished chrome plated brass.

**Supply:** 1/2" NPT female inlet.

**Sign:** ANSI-compliant identification sign.

**Quality Assurance:** Unit is completely assembled and water tested prior to shipment.

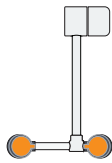
### Available Options

**G6020** Thermostatic mixing valve precisely blends hot and cold water to deliver tepid water as required by ANSI Z358.1-2014. Refer to “Tempering Valves” section for complete technical and product selection information.

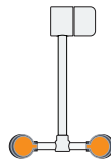




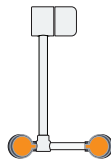
### □ G1849 Eyewash, Deck Mounted, AutoFlow™ 90° Swing-Down



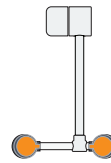
□ G1849LH-L



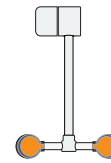
□ G1849LH



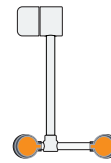
□ G1849LH-R



□ G1849L

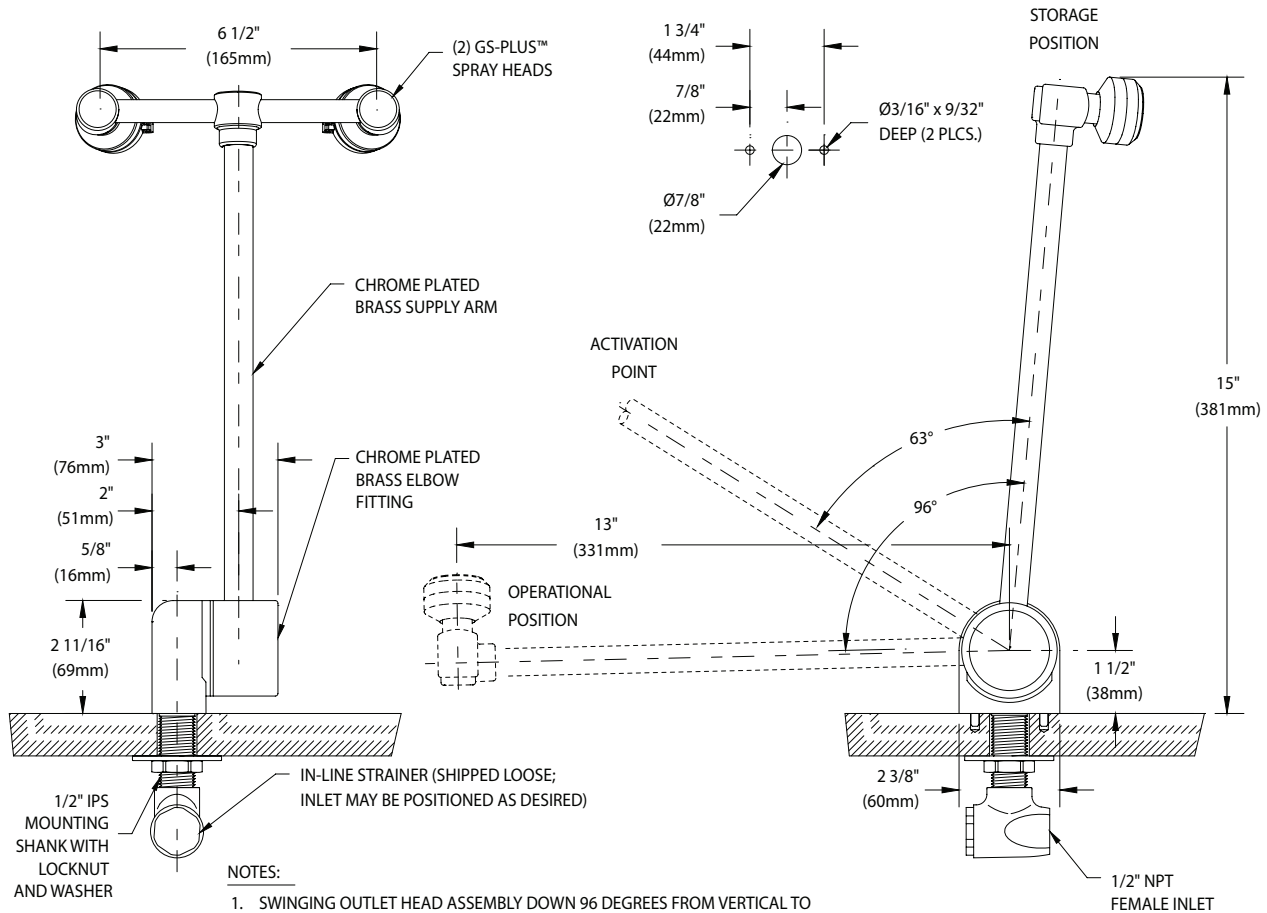


□ G1849



□ G1849R

#### DETAIL OF MOUNTING PINS



THIS SPACE FOR ARCHITECT/ENGINEER APPROVAL

Due to continuing product improvement, the information contained in this document is subject to change without notice. All dimensions are ± 1/4" (6mm). rev. 080918

Distributed by:  
**Safety Emporium**  
 PO Box 1003  
 Blackwood, NJ 08012  
 Ph: (866) 326-5412 toll-free  
 Fax: (856) 553-6154  
 esupport@safetyemporium.com  
 www.safetyemporium.com

Sign Included

