

Select one of each of the following four components:

1

Respirator Hood

CC20 Series respirator hoods are made of tough, durable Tychem-based materials and feature a wide-angle lens for excellent peripheral vision. Choose the hood style that is best suited for the work application.

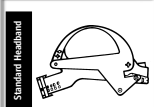
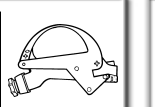




 <p>Basic Style 202CN¹, 207PN¹</p>	 <p>Inner Bib Style 207CN¹, 207PCN¹</p>	 <p>Long Outer Bib Style With Rigid Straps 205CN¹, 207CSN¹</p>	 <p>Inner Bib Style 205CN¹, 207CN¹</p>	<p>Material Choices</p> <p>Tychem[®] QC - Tychem coated with polyethylene provides excellent splash protection against many acids, bases and other liquid chemicals.</p> <p>Tychem[®] SL - (Used on SICN hood only) Tychem coated with Saranex™ 23-P provides protection against an even wider range of chemicals.</p>
--	---	--	---	---

¹Headband style with .020" lens. ²Hard hat style with .040" lens
³Headband style with solvent resistant .010 mylar lens

2

Headband or Hard Hat






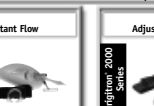

Choose a headband or hard hat to keep the hood secure and stable. The hard hat meets ANSI Z89.1-1986 Class A and B requirements for impact, penetration and dielectric protection. All models come with Sportek browpad.

 <p>Standard Headband 20TG Standard headband with rear slide adjustment</p>	 <p>Sure-Lock Ratchet Headband 20RT Sure-Lock[®] ratchet headband with rear adjustment knob</p>	 <p>Model 3000R Hard Hat 3000R Cap-style hard hat. Includes Sure-Lock[®] ratchet headband (ESR7SL)</p>	 <p>Model 3000 Hard Hat 3000 Cap-style hard hat. Includes standard headband (ESULTRA)</p>	 <p>Model 5100 Hard Hat 5100 Cap-style hard hat. Includes standard headband (TG600)</p>	 <p>Model 5100R Hard Hat 5100R Cap-style hard hat. Includes standard headband (TGRT600)</p>
---	--	---	--	---	---

3

Breathing Tube Assembly with Optional Climate Control

Choose the breathing tube assembly appropriate for the work application and breathing air source. Assemblies available with constant or adjustable airflow and a variety of quick-disconnect fittings. Climate control devices are available to cool or warm incoming air.





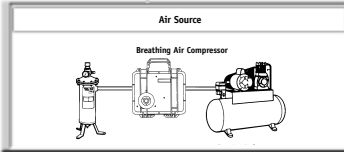

For use with Breathing Air Compressors				For use with Ambient Air Pumps		
 <p>Constant Flow V10 Series Breathing Tube Assembly Includes breathing tube, 1/4" quick-disconnect fitting and belt.</p>	 <p>Adjustable Flow V10 Series Breathing Tube Assembly Includes breathing tube, 1/4" quick-disconnect fitting, flow control valve and belt.</p>	 <p>Adjustable Flow Climate Control Devices AC1000 Series Cool Tube Assembly Includes 1/4" quick-disconnect fitting and belt.*</p>	 <p>HC2000 Series Hot/Cold Tube Assembly Includes 1/4" quick-disconnect fitting and belt.*</p>	 <p>DC0900 Series Dual-Cool™ Assembly Includes 1/4" quick-disconnect fitting and belt. For use with a cooling vest.*</p>	 <p>Constant Flow V15 Series Breathing Tube Assembly Includes breathing tube, 1/2" quick-disconnect fitting and belt.</p>	 <p>Adjustable Flow V15 Series Cool Tube Assembly* Includes 1/2" quick-disconnect fitting and belt.</p>

*Can only be used with Bullard EDP30 or ADP20 pump.

4

Breathing Air Supply Hose

The breathing air supply hose connects the breathing tube assembly to the air source. Choose the air supply hose suitable for the air source. Available in different lengths.

 <p>V10 Series V10 Extension Hose Kits in 25' (7.6 m), 50' (15.2 m) and 100' (30.5 m) lengths. Maximum total length = 300 ft.</p>	 <p>V10 Series Starter Hose Kits in 25' (7.6 m) length.</p>	 <p>V15 Series Starter/Extension Hose Kits in 25' (7.6 m) and 50' (15.2 m) lengths. Maximum total length = 50 ft.</p>	 <p>V10 Series Starter/Extension Hose Kits in 50' (15.2 m) and 100' (30.5 m) lengths. Maximum total length = 300 ft.</p>
<p>For use with Breathing Air Compressors</p> 			<p>For use with Ambient Air Pumps</p> 

Distributed by:
Safety Emporium
PO Box 1003
Blackwood, NJ 08012

Ph: (866) 326-5412 toll-free
Fax: (856) 553-6154
esupport@safetyemporium.com
www.safetyemporium.com