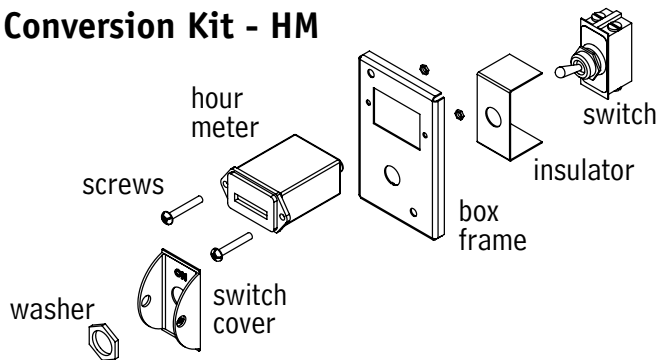


## EDP10 Run Hour Meter Conversion Kit - HM



### ▲ WARNING

This run hour meter kit is intended for use on the EDP10 Bullard Free-Air Pump only. **Be sure power cord is unplugged before starting the steps below.**

1. Loosen nut on switch
2. Remove screws from switch plate and remove switch plate
3. Keep screws from switch plate accessible
4. Remove switch from plate (Figure 1)
5. Cut two wire jumpers 3.5" long
6. Remove wire P1 from switch and cut off the connector
7. Strip wire P1 and one end of jumper wire (Figure 2)
8. Wrap the two strip ends together (Figure 3)
9. Obtain ring connector. Push wrapped wires into the ring connector and crimp connector to wires (Figure 4)



Figure 1




Figure 2




Figure 3



Figure 4




Figure 5




Figure 6

10. Connect ring connector back to switch and bend toward the top of switch (Figures 5 and 6)
11. Repeat steps 7-10 for wires on other side of switch
12. Strip the other ends of the jumper wires, insert each into a slide Connector, and crimp securely
13. Obtain box frame and screws from switch plate. Turn frame until the two (2) holes inside frame is on top (Figure 7)
14. Place screws in bottom left and top right of frame and bolt to motor
15. Obtain cover to frame and switch insulator. Align switch and insert through cover
16. Place nut on switch and tighten
17. Obtain the hour meter, two (2) screws, and nuts. Attach hour meter in slot and bolt to cover using two (2) screws and nuts
18. Connect jumpers to the back of the hour meter




Figure 7

### ! NOTE

Wires on hour meter can be connected to either side and operate correctly. (Figure 8)

19. Obtain two (2), 8-32 x 1.5" screws and bolt cover on using the threaded holes in the motor (Figure 9)




Figure 8




Figure 9

See the tutorial video on BullardTV [YouTube](http://www.youtube.com/BullardTV) (<http://www.youtube.com/BullardTV>)

For additional assistance call Bullard Customer Service 877-BULLARD.

**Americas:**  
**Bullard**  
 1898 Safety Way  
 Cynthiana, KY 41031-9303 • USA  
 Toll-free within USA: 877-BULLARD (285-5273)  
 Tel: +1-859-234-6616  
 Fax: +1-859-234-8987

**Europe:**  
**Bullard GmbH**  
 Lilienthalstrasse 12  
 53424 Remagen • Germany  
 Tel: +49-2642 999980  
 Fax: +49-2642 9999829

**Asia-Pacific:**  
**Bullard Asia Pacific Pte. Ltd.**  
 LHK Building  
 701, Sims Drive, #04-03  
 Singapore 387383  
 Tel: +65-6745-0556  
 Fax: +65-6745-5176

©2015 Bullard. All rights reserved.

